



AL100UL - UL Listed Linear Power Supply/Charger

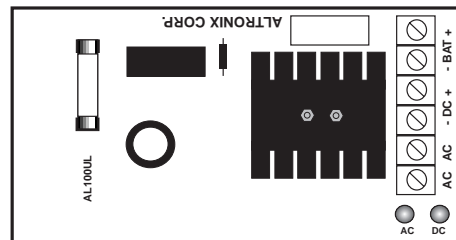
Overview:

The AL100UL power supply converts 16.5VAC, 20VA to a 12VDC power limited output (see specifications). The AL100UL is UL listed for burglar alarm applications.

Specifications:

- UL603 Burglar Alarm Installations
- Class II rated power limited output
- Input 16.5VAC, 20VA (TP1620 xfmr purchased separately)
- 750mA continuous supply current at 12VDC
- Filtered and electronically regulated output
- Built-in charger for sealed lead acid or gel type batteries
- Automatic switch over to stand-by battery when AC fails
- Low battery disconnect prevents batteries from deep discharge
- AC input and DC output LED indicators
- Thermal overload protection
- Short circuit protection
- Unit is complete with power supply and enclosure
- Includes battery leads

Enclosure Dimensions: 8.5”H x 7.5” W x 3.5” D



Installation Instructions:

The AL100UL should be installed in accordance with the National Electric Code and all applicable local regulations

1. Mount the AL100UL in desired location.
2. Connect a 16.5VAC, 20VA (TP1620) plug-in transformer to the terminals marked AC.
3. Connect devices to be powered to terminals marked + DC -.

Note: It is good operating practice to measure and verify output voltage before connecting devices to ensure proper operation of equipment.

4. Connect the stand-by battery to terminals marked - BAT + (battery leads included).

Maintenance:

Unit should be tested at least once a year for the proper operation as follows:

Output Voltage Test: Under normal load conditions, the DC output voltage should be checked for proper voltage level (see power supply voltage output specifications chart).

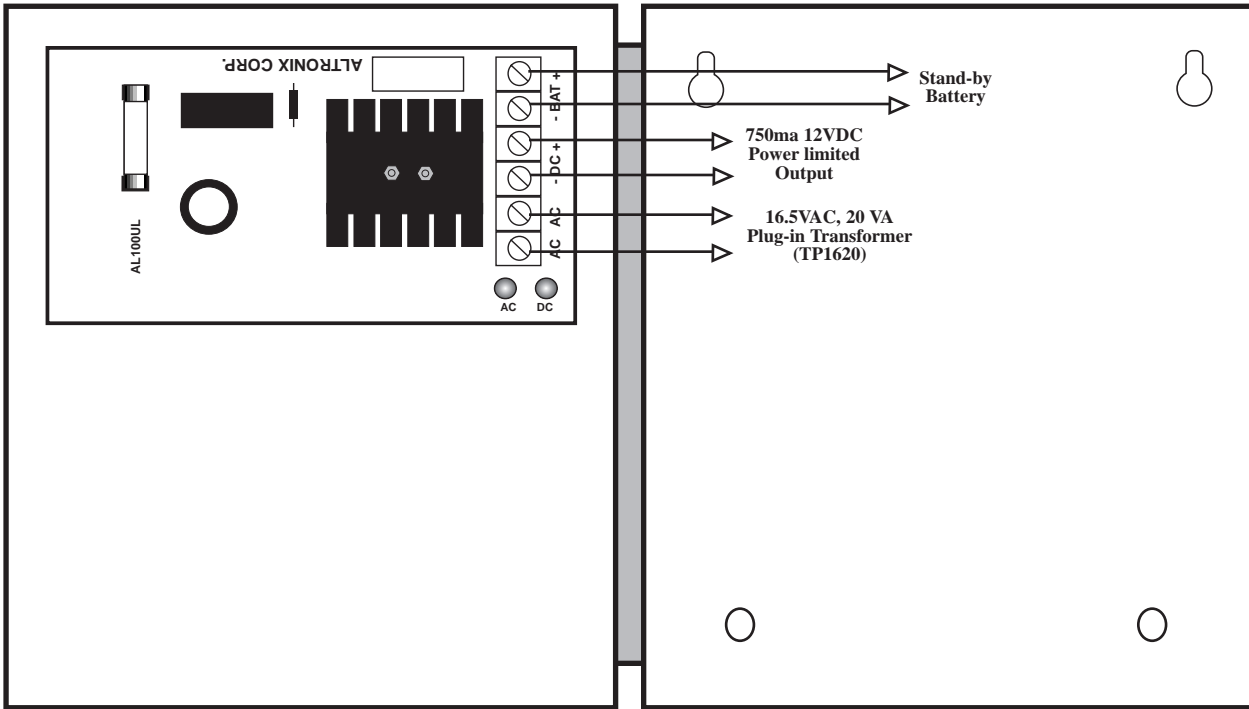
Battery Test: Under normal load conditions check that the battery is fully charged, check specified voltage both at battery terminal and at the board terminals marked - BAT + to insure there is no break in the battery connection wires.

Note: Maximum charging current under discharges is 500ma.

Note: Expected battery life is 5 years, however it is recommended changing batteries in 4 years or less if needed.

LED Diagnostics:

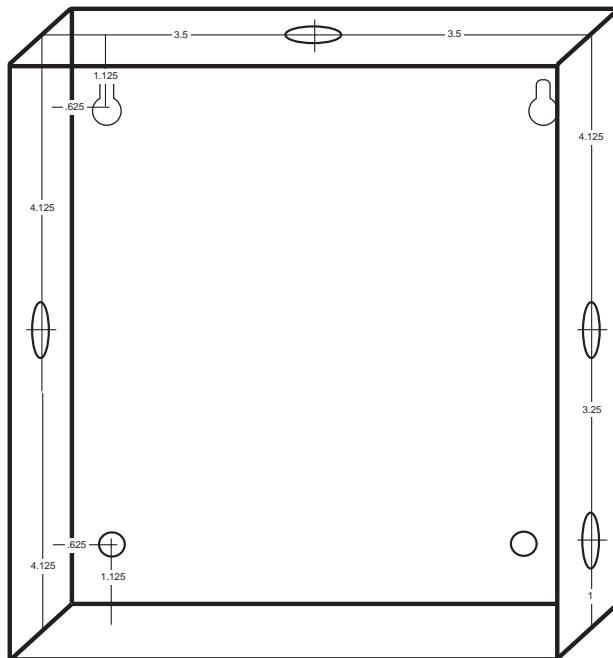
Red (DC)	Green (AC)	Power Supply Status
ON	ON	Normal operating condition
ON	OFF	Loss of AC, Stand-by battery supplying power
OFF	ON	No DC output
OFF	OFF	Loss of AC. Discharged or no stand-by battery. No DC output.



Terminal Identification:

Terminal Legend	Function/Description
AC/ AC	Low voltage AC input (16.5VAC / 20VA). Altronix part # TP1620.
+ DC -	12VDC 750mA continuous power limited output.
- BAT +	Stand-by battery connections. Maximum charge rate 500mA.

Enclosure Specifications:
8.5”H x 7.5” W x 3.5” D



MEMBER